

**BARRO.**

2025



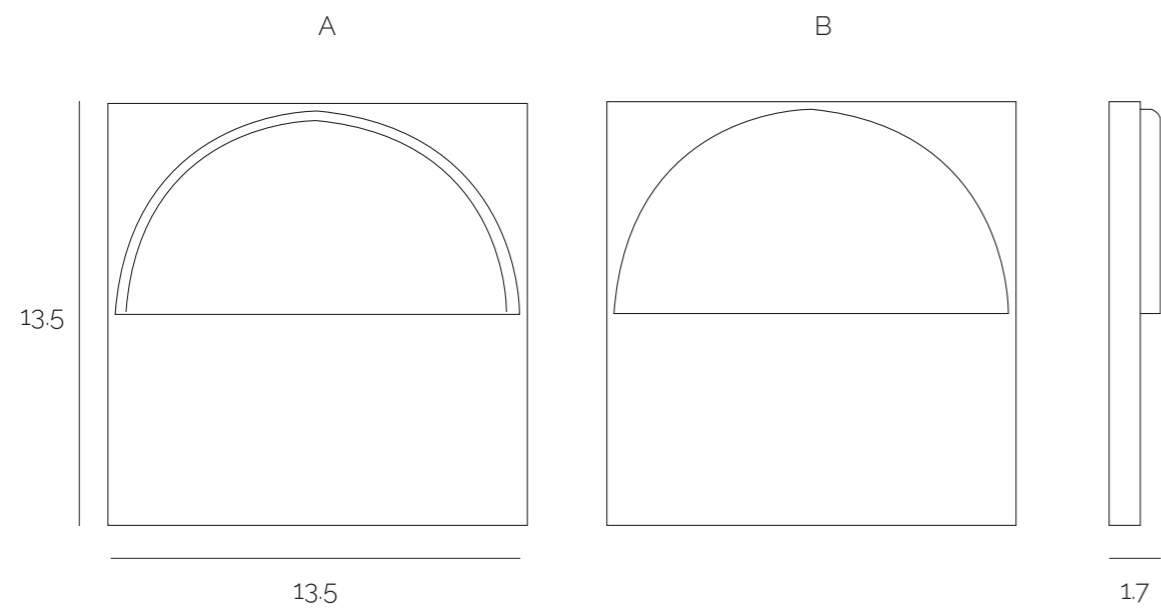
We're a portuguese brand created in 2013 and owned by Cerâmica da Borracheira,S.A. We produce stoneware tiles made from local materials and processed in our factory. Our tiles are designed and handcrafted by craftsmen.

Tiles arrived in Portugal in 1498, we learned the production and painting methods and the Portuguese tile became one of the strongest symbols of Portuguese culture expression.


Combining craft and knowledge with contemporary designs Barro's tiles are infused with humanity from the very beginning till the end of the entire production. Our tiles are meant to resist trends, be functional and loved over a lifetime. We take pride in the longevity of our pieces and we're committed to help build a more sustainable and slow-paced world.

Barro tile is unique and timeless. It's handled, cared for and finished by real people.

TILE COLLECTION



LAYING SCHEMES



**DIMENSIONS**

13.5 x 13.5 cm

**THICKNESS**

1.7 cm

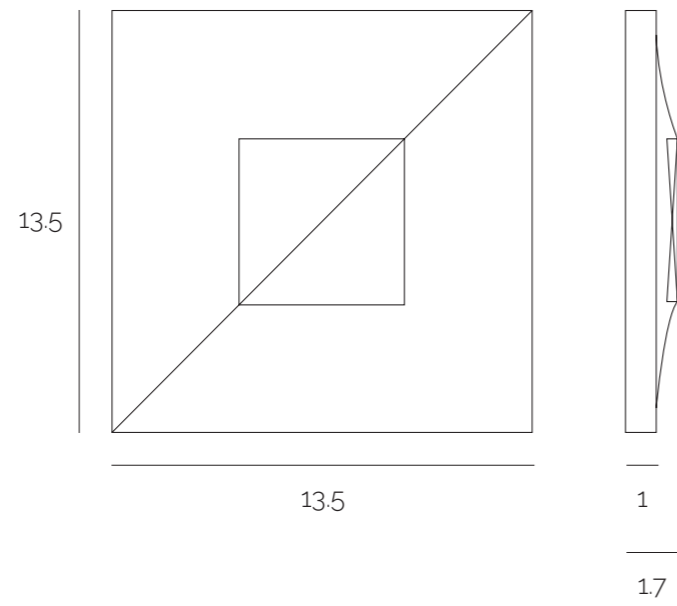
**MOQ**

5 sqm

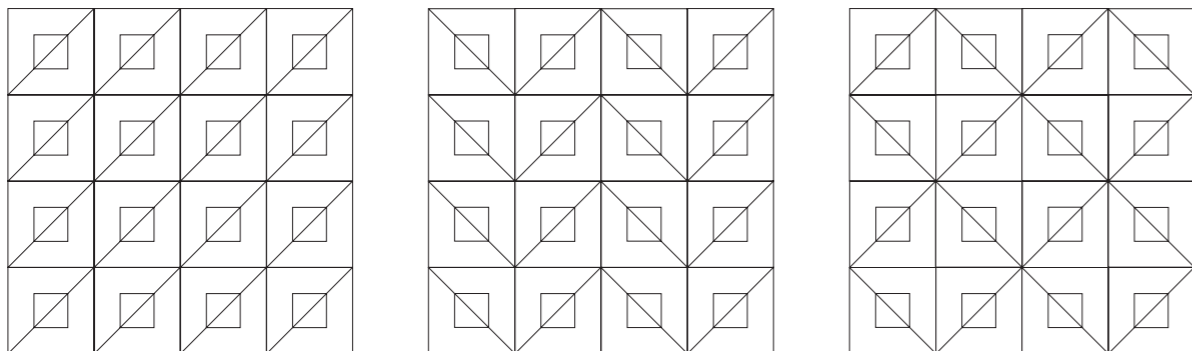
**PIECES PER SQM**

54

\*dimensions may vary  
\*this collection consists of two pieces and is only sold as a set  
\*the color of the piece is Cloud



LAYING SCHEMES



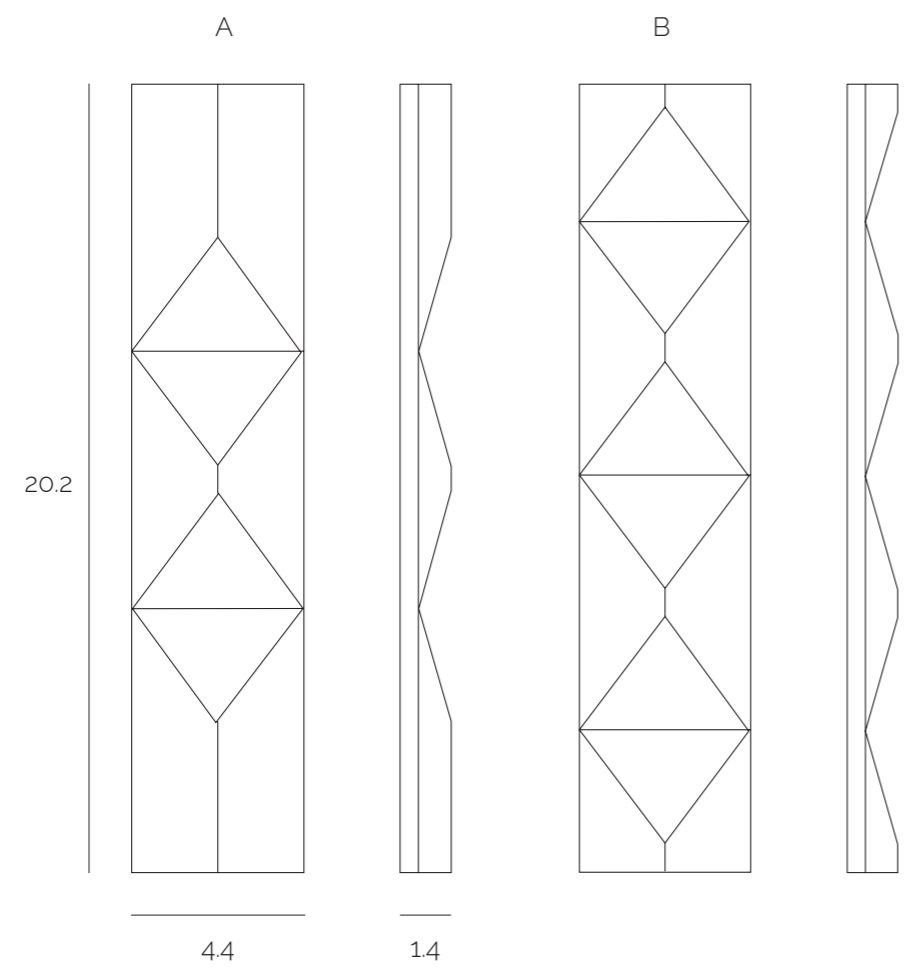
**DIMENSIONS**  
13.5 x 13.5 cm

**THICKNESS**  
1.7 cm

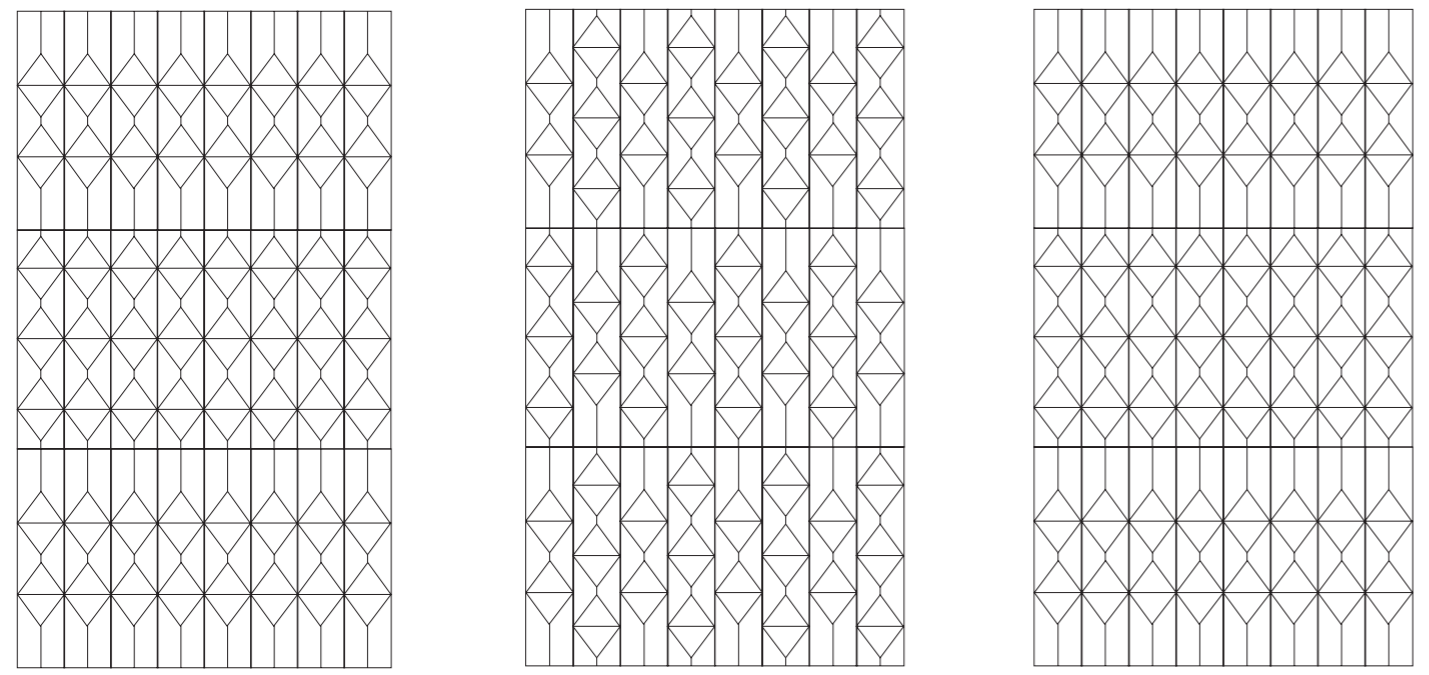
**MOQ**  
5 sqm

**PIECES PER SQM**  
54

\*dimensions may vary  
\*the color of the piece is Berry



LAYING SCHEMES



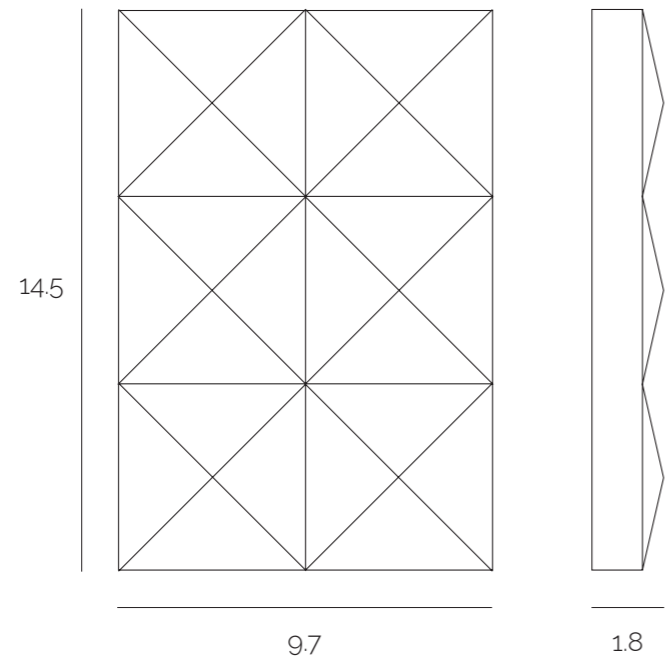
**DIMENSIONS**  
20.2 x 4.4 cm

**THICKNESS**  
1.4 cm


**MOQ**  
5 sqm

**PIECES PER SQM**  
114

\*dimensions may vary  
\*this collection consists of two pieces and is only sold as a set  
\*the color of the piece is Pumpkin



LAYING SCHEMES



**DIMENSIONS**

14.5 x 9.7 cm

**THICKNESS**

1.8 cm

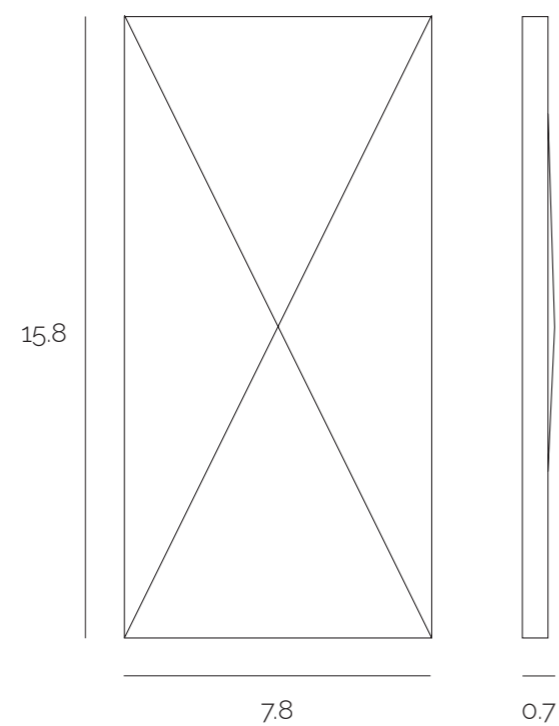
**MOQ**

5 sqm

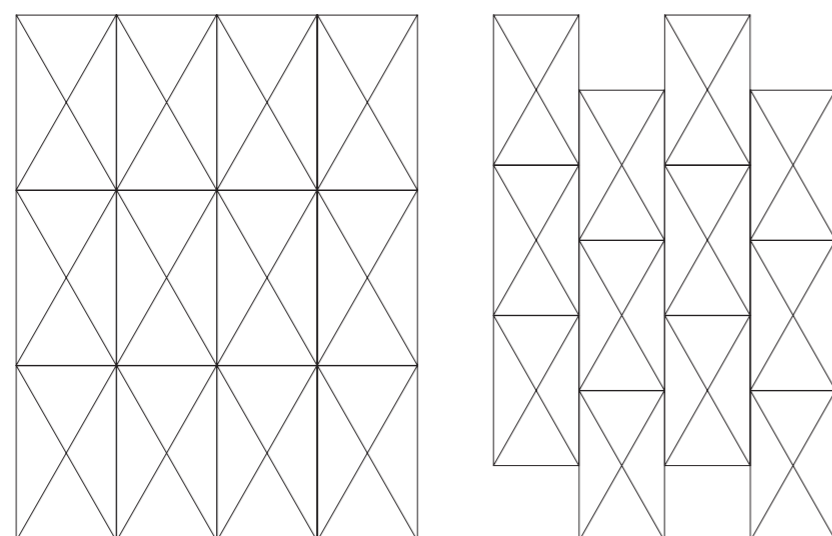
**PIECES PER SQM**

71

\*dimensions may vary  
\*the color of the piece is Olive



LAYING SCHEMES



**DIMENSIONS**

15.8 x 7.8 cm

**THICKNESS**

0.7 cm

**MOQ**


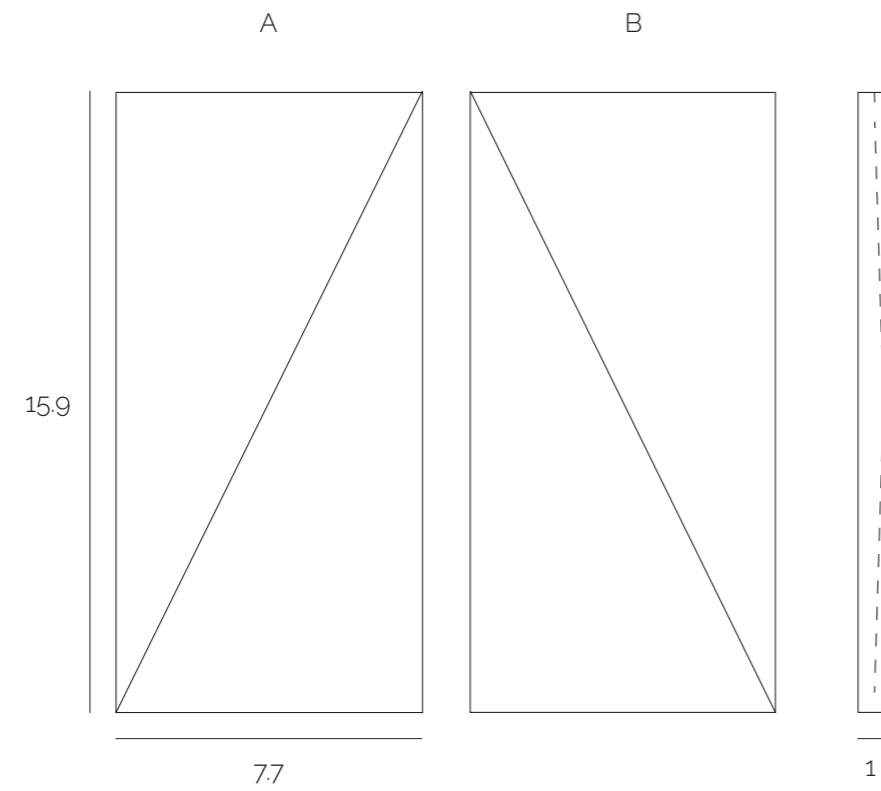
5 sqm

**PIECES PER SQM**

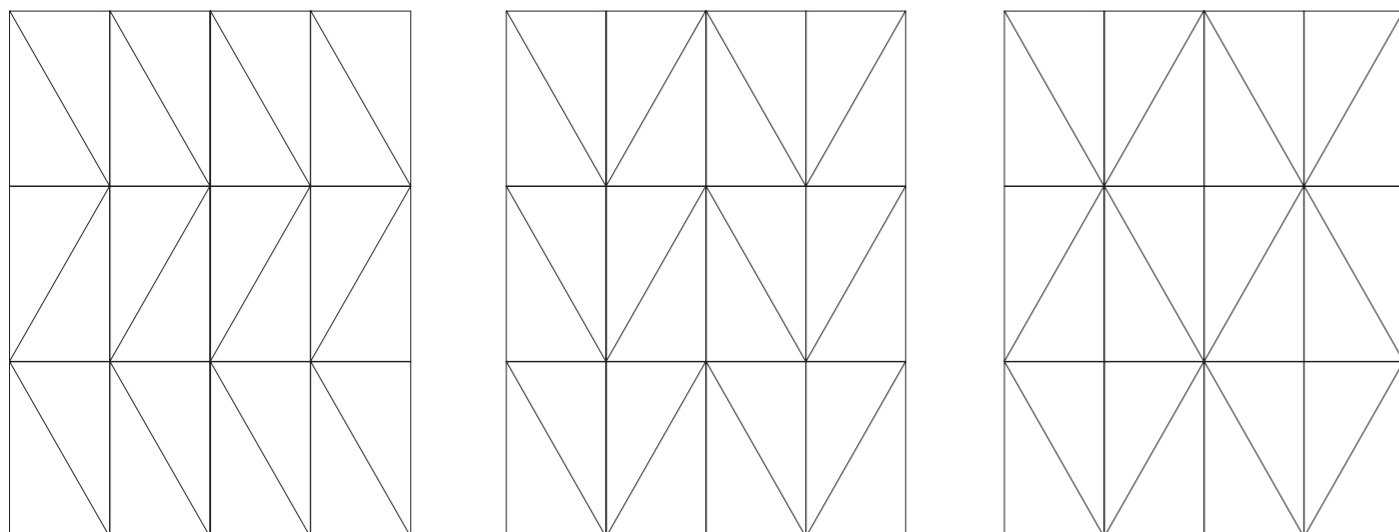
80

\*dimensions may vary  
\*the color of the piece is Graphite

# COPENHAGEN ENVELOPE



## LAYING SCHEMES



### DIMENSIONS

15.9 x 7.7 cm

### THICKNESS

1 cm

### MOQ

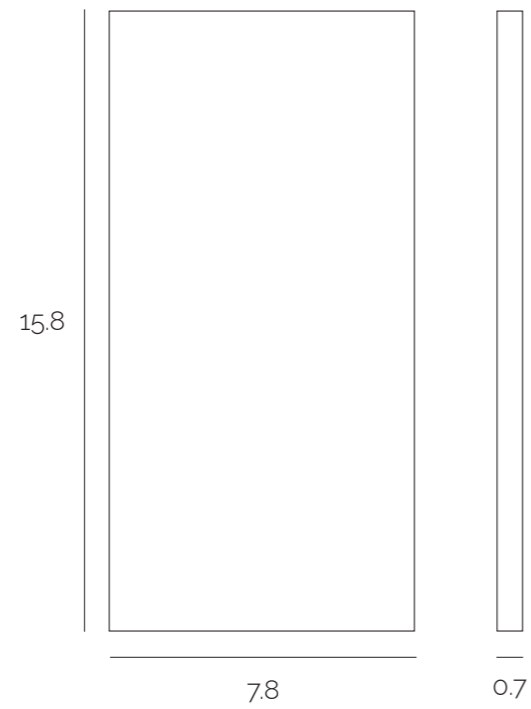
5 sqm

### PIECES PER SQM

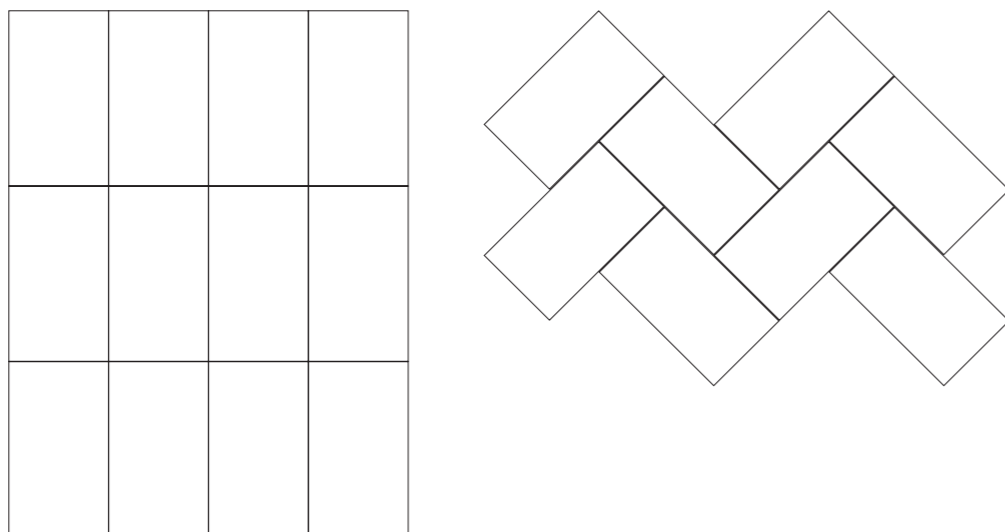
80

\*dimensions may vary  
\*this collection consists of two pieces and is only sold as a set  
\*the color of the piece is Honey

# COPENHAGEN FLAT



## LAYING SCHEMES



## DIMENSIONS

15.8 x 7.8 cm

## THICKNESS

0.7 cm


## MOQ

5 sqm

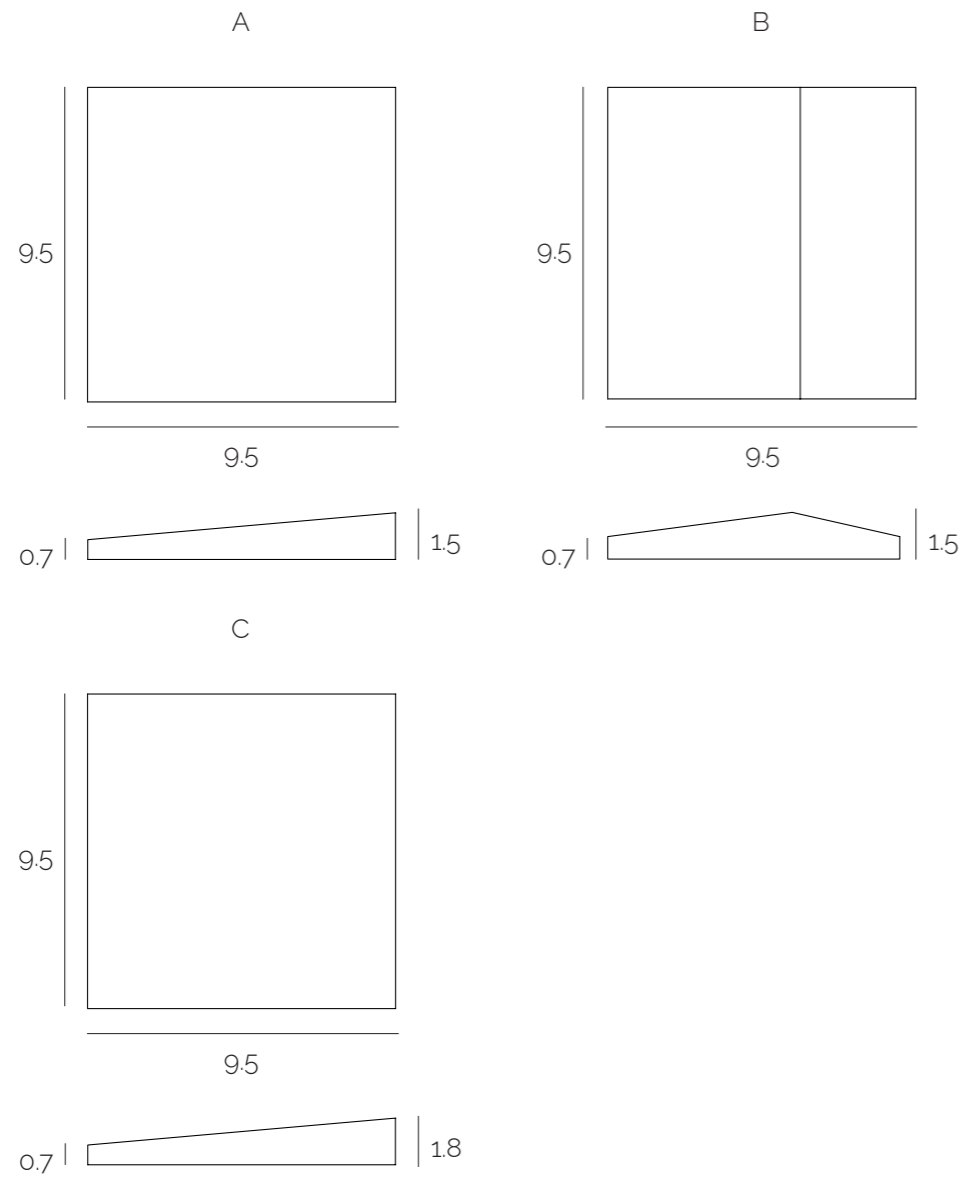
## PIECES PER SQM

80



\*dimensions may vary  
\*the color of the piece is Sand



Beit Ward Restaurant | Mary Dagher



LAYING SCHEMES



**DIMENSIONS**

9.5 x 9.5 cm

**THICKNESS**

1.5 | 1.8 cm


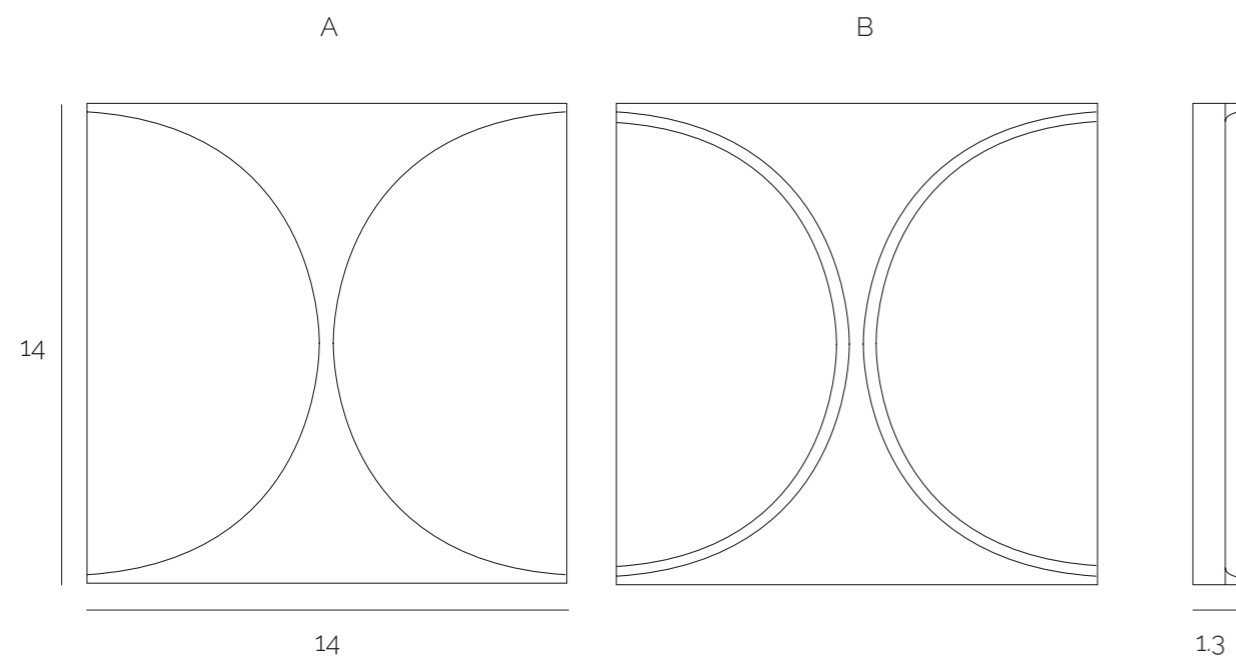
**MOQ**

5 sqm


**PIECES PER SQM**

110

\*dimensions may vary  
\*this collection consists of three pieces and is only sold as a set  
\*the color of the piece is Melon



LAYING SCHEMES



**DIMENSIONS**

14 x 14 cm

**THICKNESS**

1.3 cm

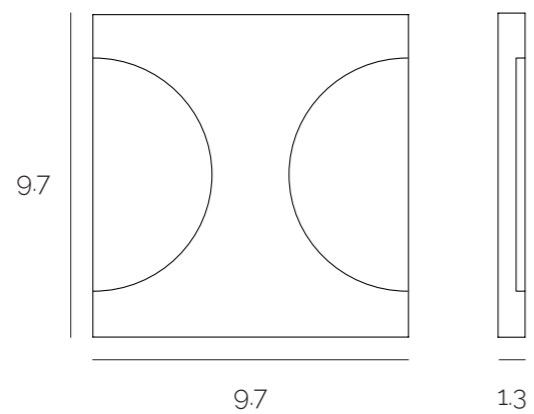
**MOQ**

5 sqm

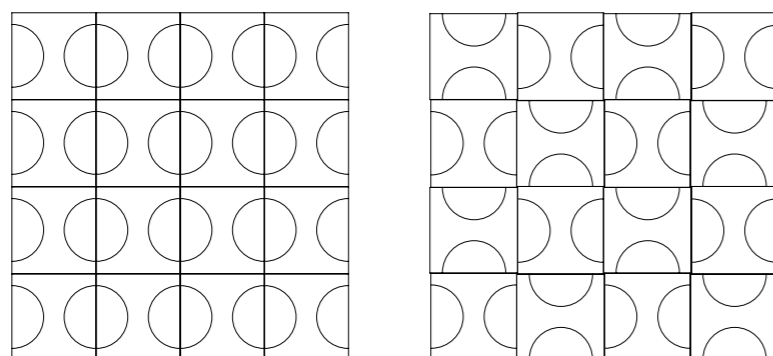
**PIECES PER SQM**

54

\*dimensions may vary  
\*this collection consists of two pieces and is only sold as a set  
\*the color of the piece is Emerald



LAYING SCHEMES



**DIMENSIONS**

9.7 x 9.7 cm

**THICKNESS**

1.3 cm

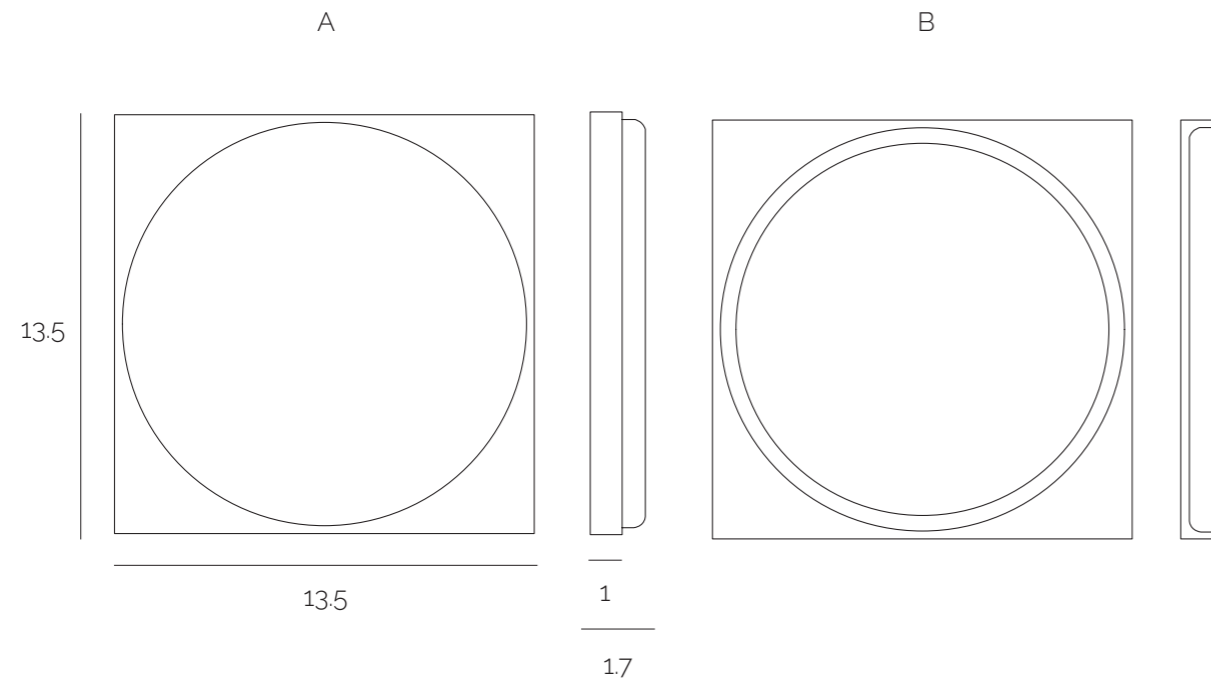
**MOQ**

5 sqm


**PIECES PER SQM**

100

\*dimensions may vary  
\*this collection consists of two pieces and is only sold as a set  
\*the color of the piece is Marron



LAYING SCHEMES



**DIMENSIONS**

13.5 x 13.5 cm

**THICKNESS**

1.7 cm

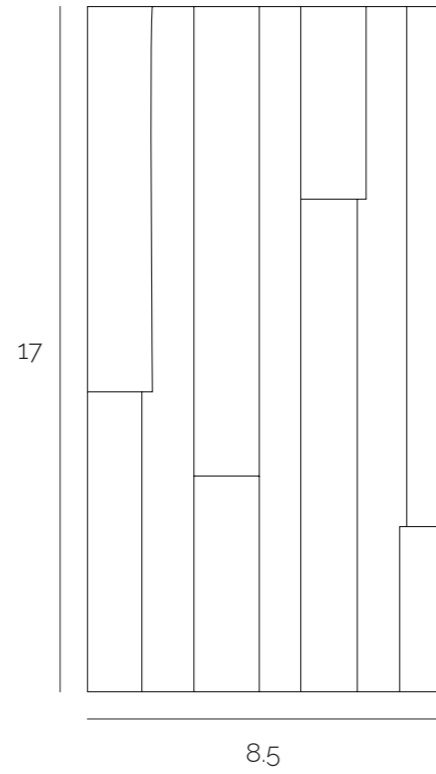
**MOQ**

5 sqm

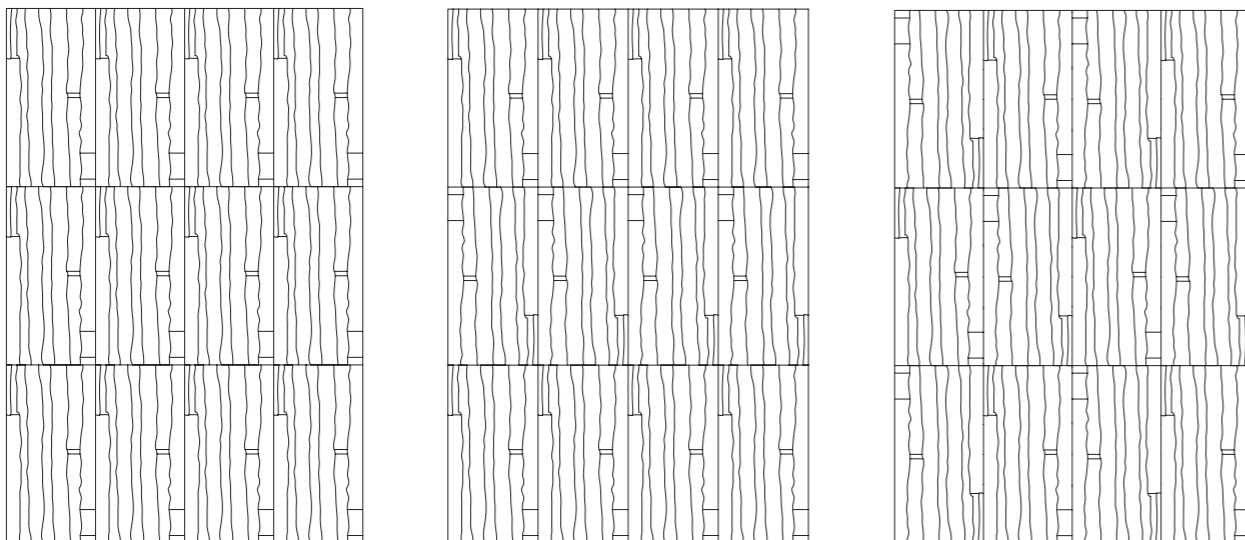
**PIECES PER SQM**

54

\*dimensions may vary  
\*this collection consists of two pieces and is only sold as a set  
\*the color of the piece is Vanilla



LAYING SCHEMES



**DIMENSIONS**

17 x 8.5 cm

**THICKNESS**

1.2 cm


**MOQ**

5 sqm


**PIECES PER SQM**

70

\*dimensions may vary  
\*the color of the piece is Grass



LAYING SCHEMES



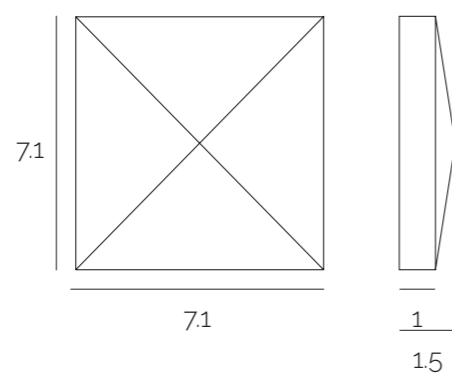
**DIMENSIONS**  
16.5 | 16.7 x 8.4 cm

**THICKNESS**  
1.1 | 1.6 cm

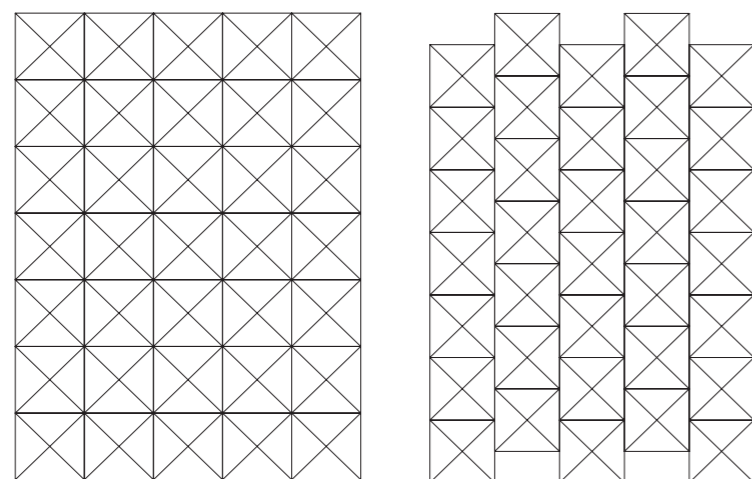
**MOQ**  
5 sqm

**PIECES PER SQM**  
80

\*dimensions may vary  
\*This collection consists of six pieces and is only sold as a set  
\*the color of the piece is Ash



LAYING SCHEMES



**DIMENSIONS**

7.1 x 7.1 cm

**THICKNESS**

1.5 cm


**MOQ**

5 sqm

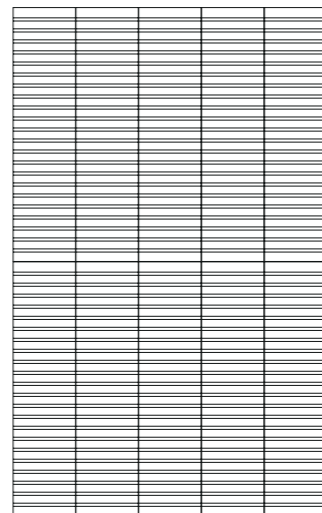
**PIECES PER SQM**

197

\*dimensions may vary  
\*the color of the piece is Cobalt



LAYING SCHEMES



**DIMENSIONS**

22 x 5.5 cm

**THICKNESS**

0.9 cm

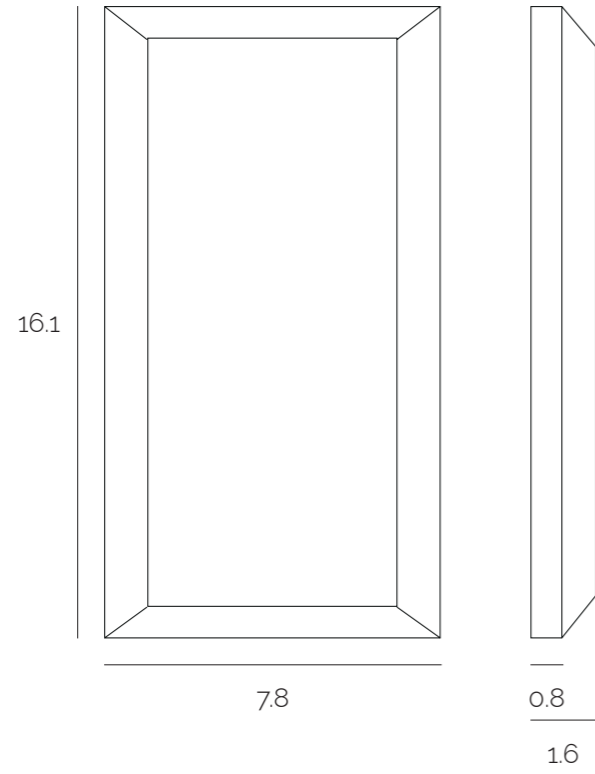
**MOQ**

5 sqm


**PIECES PER SQM**

83

\*dimensions may vary  
\*the color of the piece is Emerald



LAYING SCHEMES



**DIMENSIONS**

16.1 x 7.8 cm

**THICKNESS**

1.6 cm

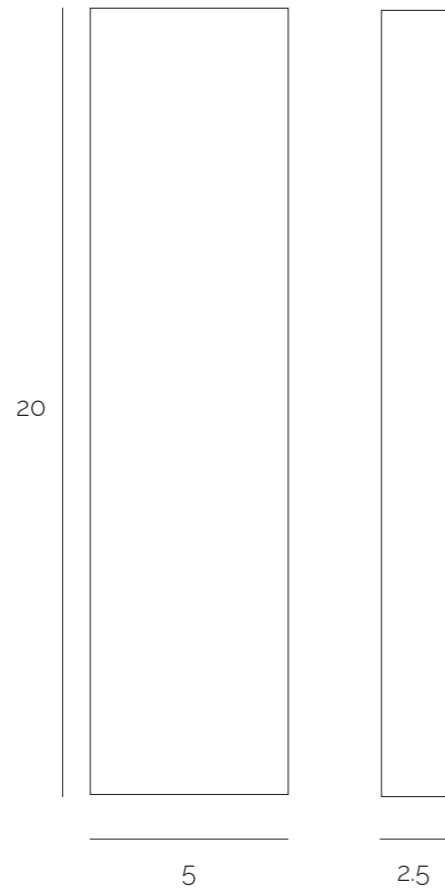
**MOQ**

5 sqm

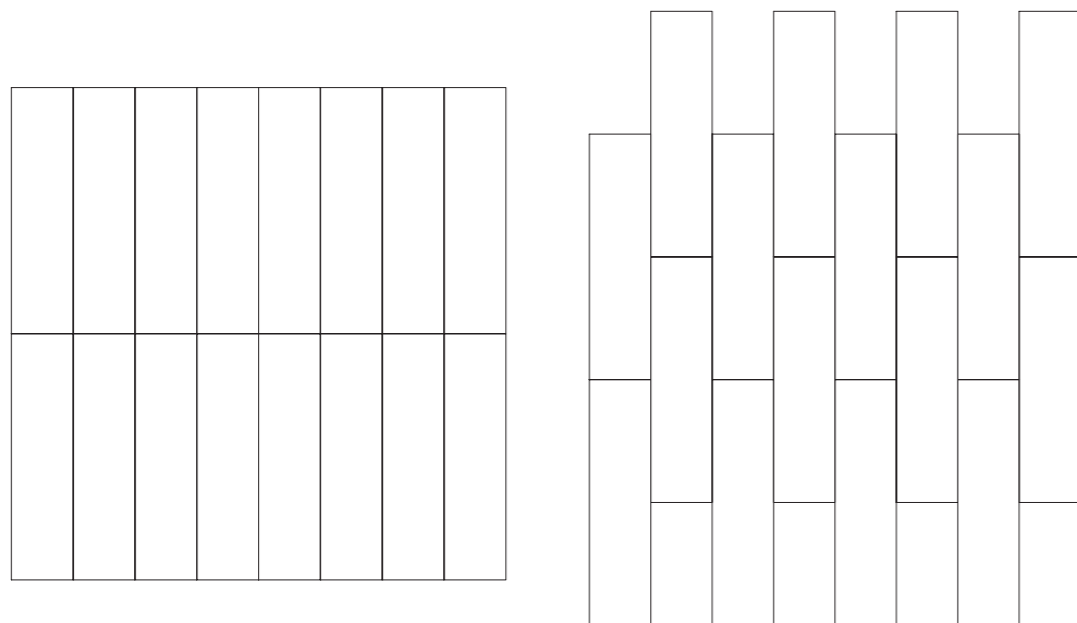
**PIECES PER SQM**

79

\*dimensions may vary  
\*the color of the piece is Caramel



LAYING SCHEMES



**DIMENSIONS**

20 x 5 cm

**THICKNESS**

2.5 cm

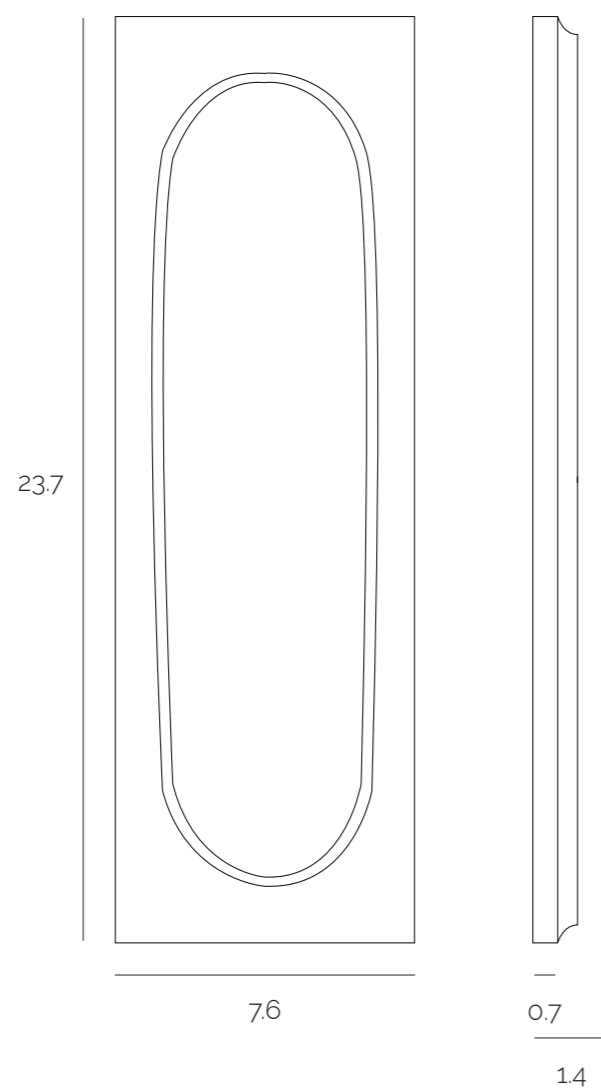
**MOQ**

5 sqm

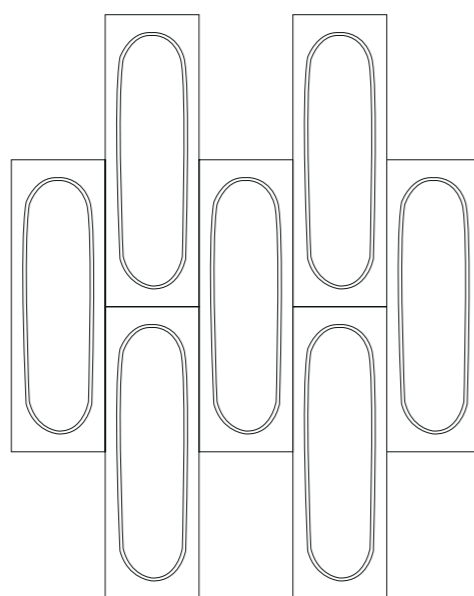
**PIECES PER SQM**

100

\*dimensions may vary  
\*the color of the piece is Celeste



LAYING SCHEMES



**DIMENSIONS**

23.7 x 7.6 cm

**THICKNESS**

1.4 cm

**MOQ**


5 sqm

**PIECES PER SQM**

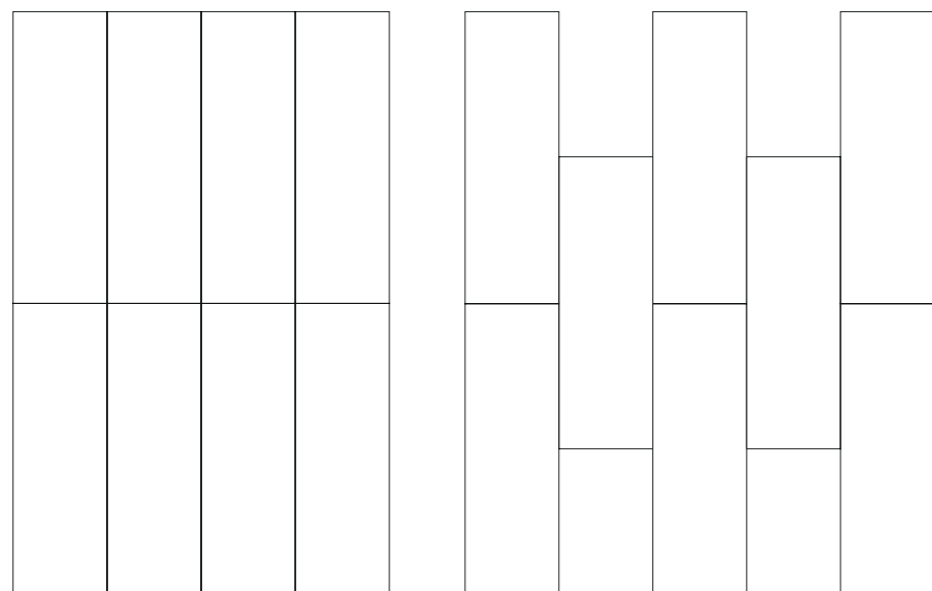
55

\*dimensions may vary  
\*the color of the piece is Marron

# NEW YORK FLAT



## LAYING SCHEMES



### DIMENSIONS

23.7 x 7.6 cm

### THICKNESS

0.9 cm

### MOQ

5 sqm

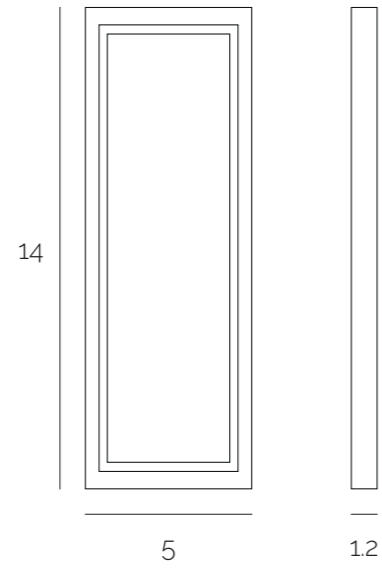
### PIECES PER SQM

55

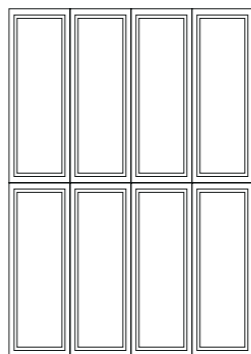
\*dimensions may vary  
\*the color of the piece is Wine



Rue Vital | Caroline Andréoni



LAYING SCHEMES



**DIMENSIONS**

14 x 5 cm

**THICKNESS**

1.2 cm

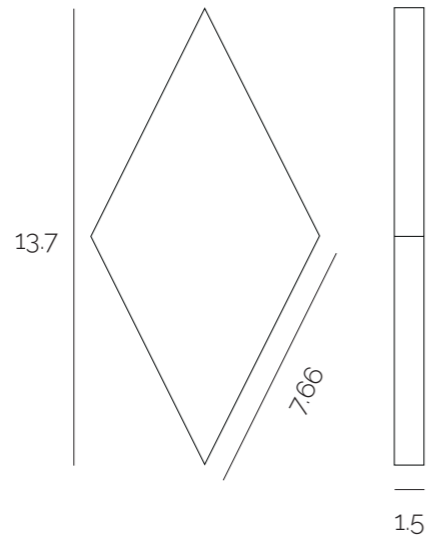
**MOQ**

5 sqm


**PIECES PER SQM**

150

\*dimensions may vary  
\*the color of the piece is Earthy



LAYING SCHEMES



**DIMENSIONS**

7 x 13.7 cm

**THICKNESS**

1.5 cm

**MOQ**

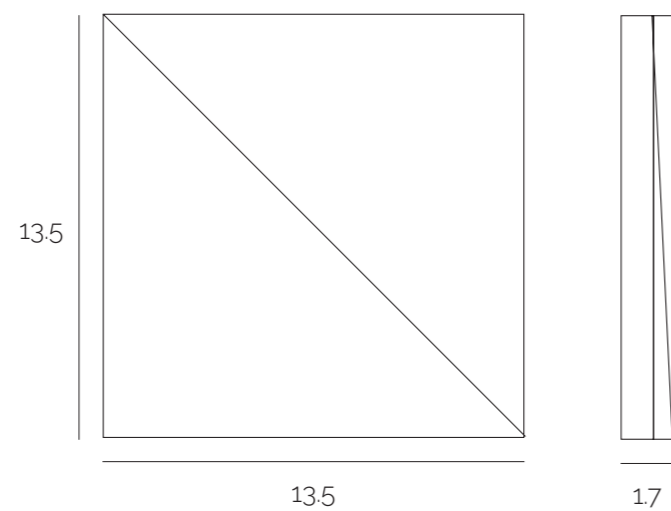
5 sqm

**PIECES PER SQM**

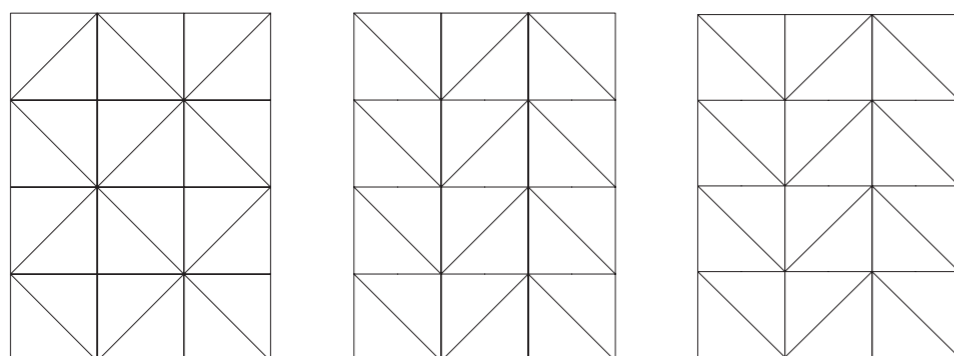
201

\*dimensions may vary  
\*the color of the piece is Orchid

# OSLO ENVELOPE



## LAYING SCHEMES





**DIMENSIONS**  
13.5 x 13.5 cm

**THICKNESS**  
1.7 cm

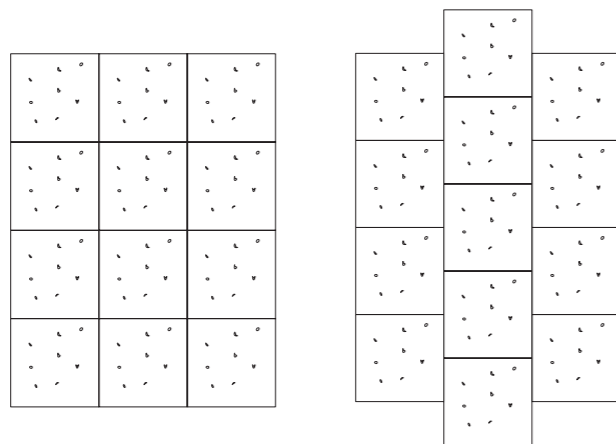
**MOQ**  
5 sqm

**PIECES PER SQM**  
54

\*dimensions may vary  
\*the color of the piece is Melon



LAYING SCHEMES



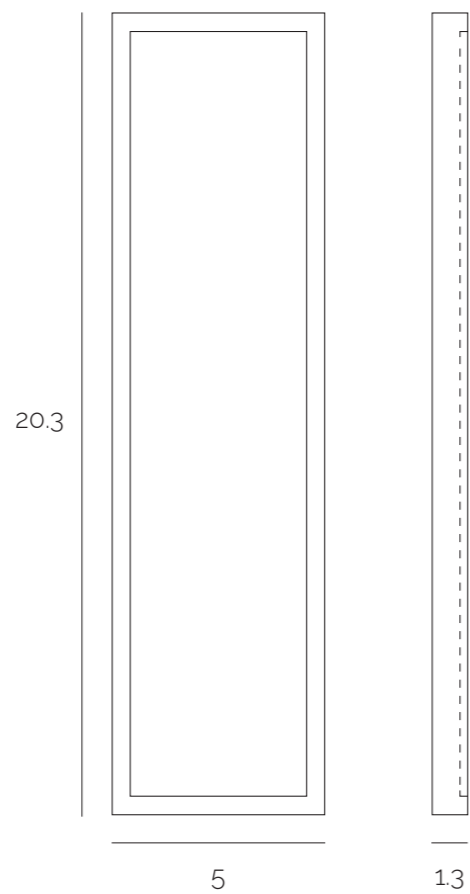
**DIMENSIONS**  
13.5 x 13.5 cm

**THICKNESS**  
1.7 cm

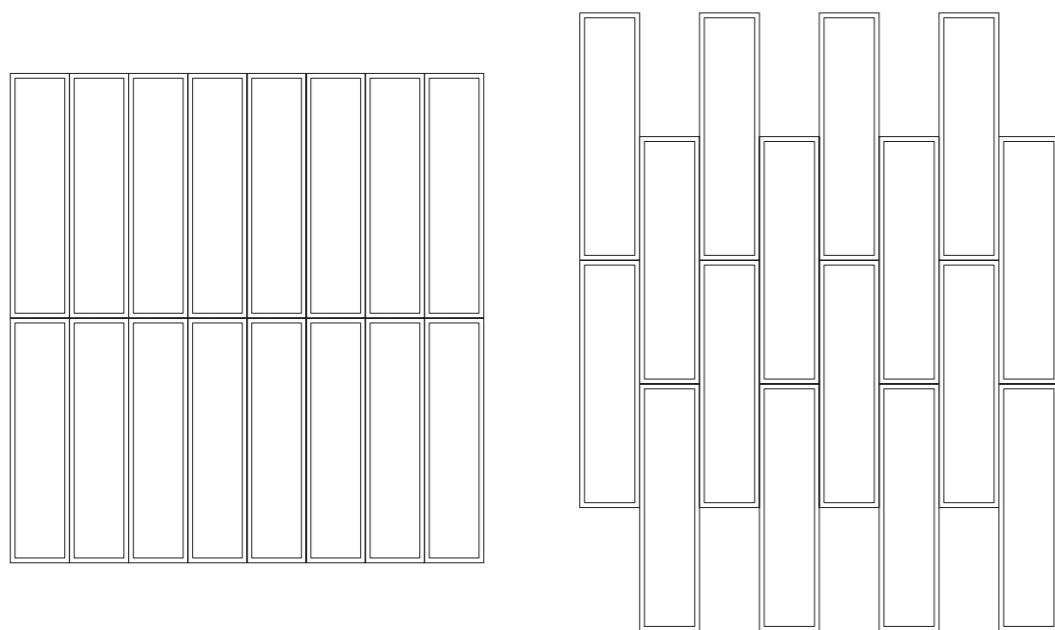
**MOQ**  
5 sqm

**PIECES PER SQM**  
100

\*dimensions may vary  
\*the color of the piece is Caramel



LAYING SCHEMES



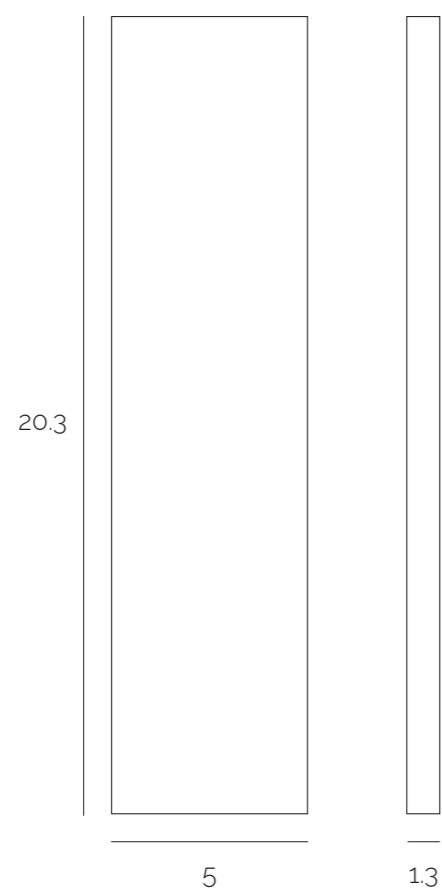
**DIMENSIONS**  
20.3 x 5 cm

**THICKNESS**  
1.3 cm




**MOQ**  
5 sqm

**PIECES PER SQM**  
100

\*dimensions may vary  
\*the color of the piece is Marron



LAYING SCHEMES



**DIMENSIONS**

20.3 x 5 cm

**THICKNESS**

1.3 cm

**MOQ**


5 sqm

**PIECES PER SQM**

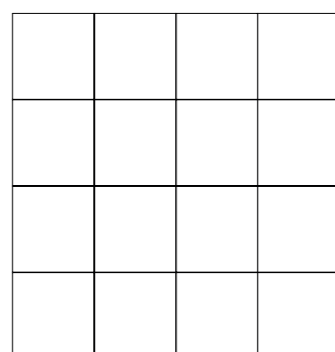
100

\*dimensions may vary  
\*the color of the piece is Mostard

# PRAGUE FLAT



## LAYING SCHEMES



## DIMENSIONS

10 x 10 cm

## THICKNESS

1 cm

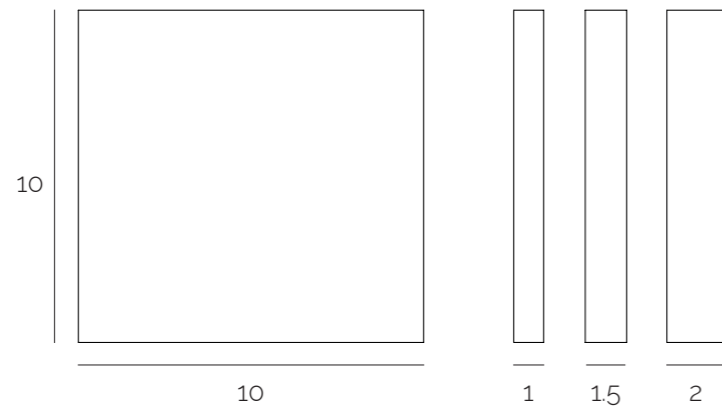
## MOQ

5 sqm


## PIECES PER SQM

100

\*dimensions may vary  
\*the color of the piece is Milk



LAYING SCHEMES



**DIMENSIONS**

10 x 10 cm

**THICKNESS**

1 | 1.5 | 2 cm

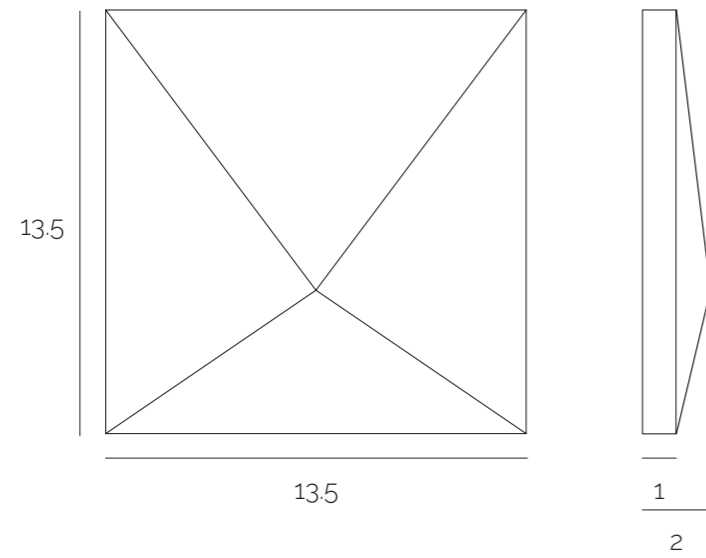
**MOQ**

5 sqm

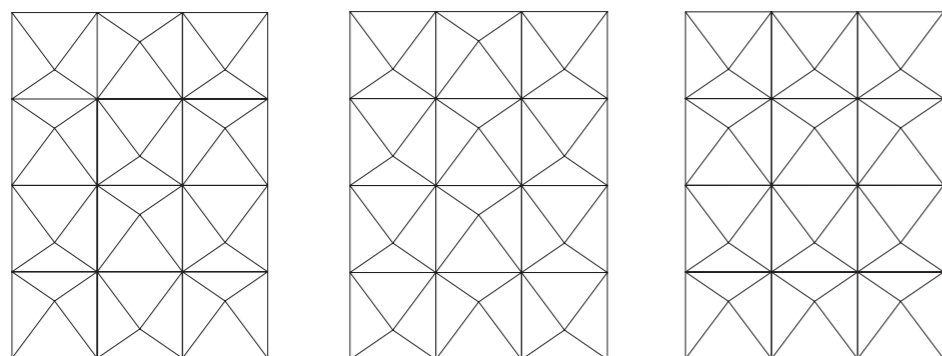
**PIECES PER SQM**

100

\*dimensions may vary  
\*this collection consists of three pieces and is only sold as a set  
\*the color of the piece is Cobalt



LAYING SCHEMES




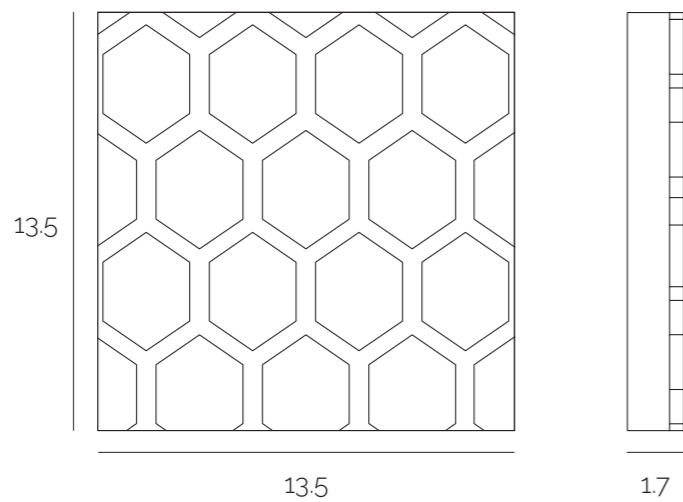
**DIMENSIONS**  
13.5 x 13.6 cm

**THICKNESS**  
2 cm

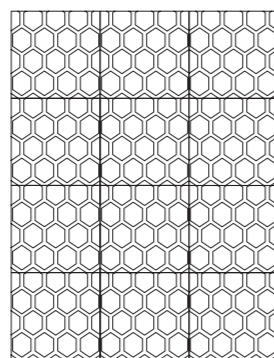
**MOQ**  
5 sqm

**PIECES PER SQM**  
54

\*dimensions may vary  
\*the color of the piece is Milk



LAYING SCHEMES



**DIMENSIONS**

13.5 x 13.5 cm

**THICKNESS**

1.7 cm

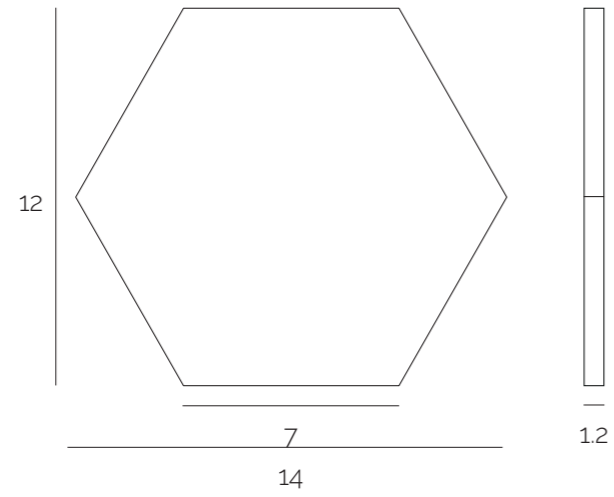
**MOQ**

5 sqm

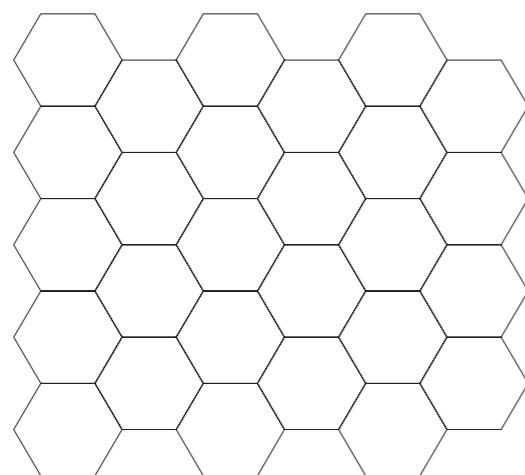
**PIECES PER SQM**

54

\*dimensions may vary  
\*the color of the piece is Caramel



LAYING SCHEMES



**DIMENSIONS**

14 x 12 cm

**THICKNESS**

1.2 cm

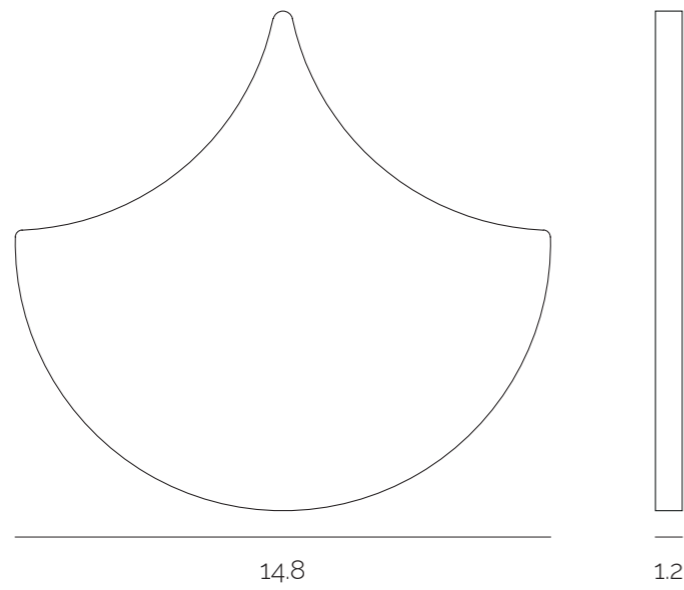
**MOQ**

5 sqm


**PIECES PER SQM**

79

\*dimensions may vary  
\*the color of the piece is Gold



LAYING SCHEMES



**DIMENSIONS**

15 x 14 cm

**THICKNESS**

1.2 cm

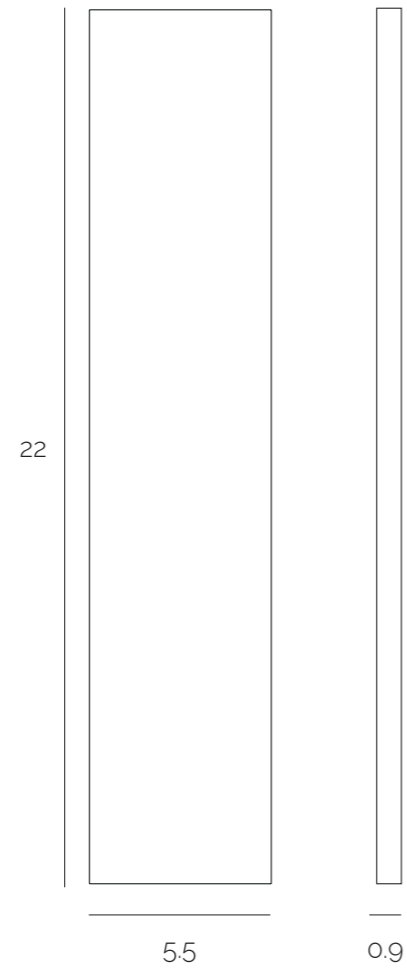
**MOQ**

5 sqm


**PIECES PER SQM**

80

\*dimensions may vary  
\*the color of the piece is Sand



LAYING SCHEMES



DIMENSIONS

22 x 5.5 cm

THICKNESS

0.9 cm


MOQ

5 sqm



PIECES PER SQM

83

\*dimensions may vary  
\*the color of the piece is Melon



LAYING SCHEMES



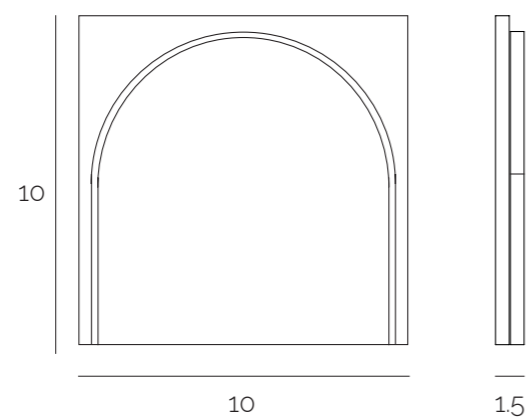
**DIMENSIONS**  
13.5 x 13.5 cm

**THICKNESS**  
1.7 cm


**MOQ**  
5 sqm

**PIECES PER SQM**  
54

\*dimensions may vary  
\*the color of the piece is Orange



LAYING SCHEMES



**DIMENSIONS**

10 x 10 cm

**THICKNESS**

1.5 cm

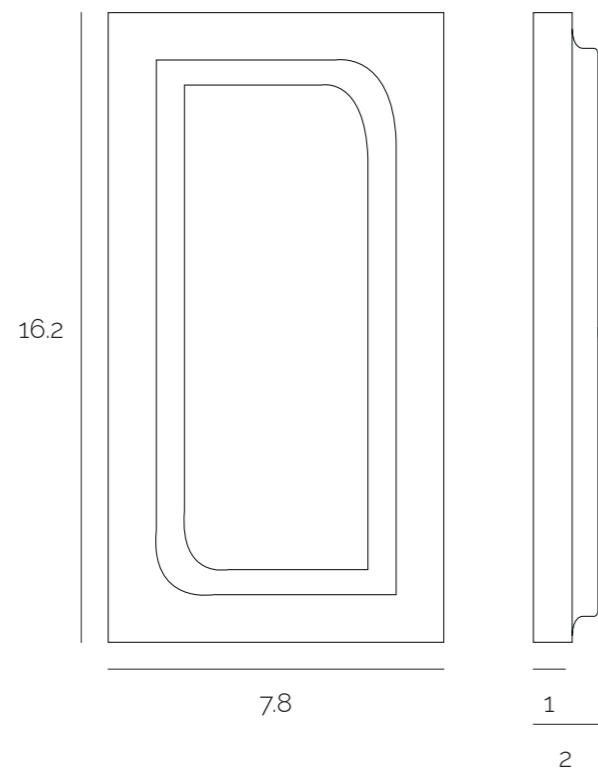
**MOQ**

5 sqm

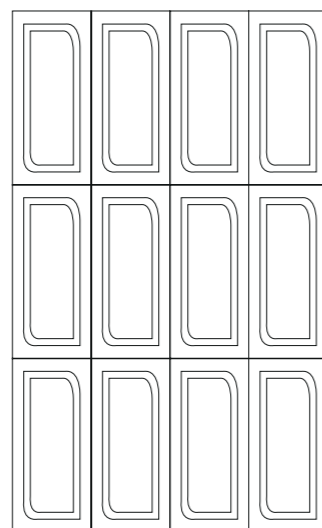
**PIECES PER SQM**

100

\*dimensions may vary



LAYING SCHEMES



**DIMENSIONS**

16.2 x 7.8 cm

**THICKNESS**

2 cm

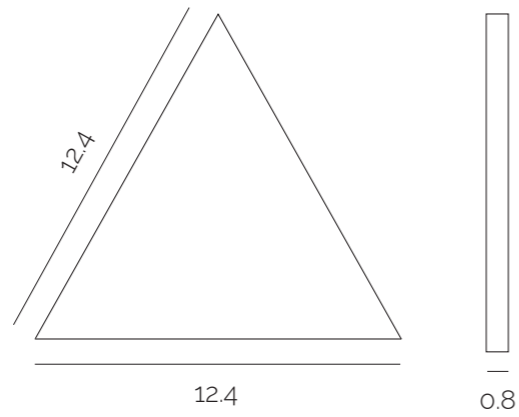
**MOQ**

5 sqm

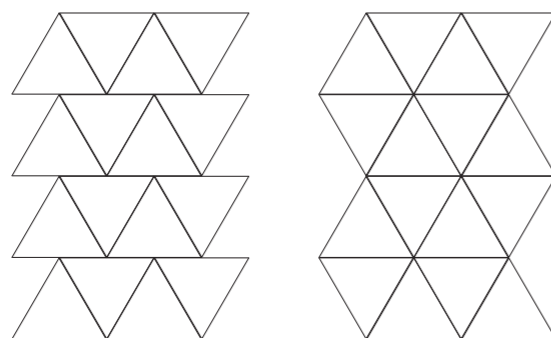
**PIECES PER SQM**

76

\*dimensions may vary  
\*the color of the piece is Candy



LAYING SCHEMES



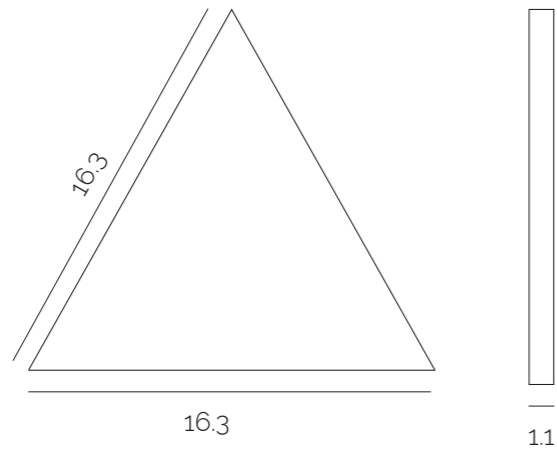
**DIMENSIONS**  
12.4 x 12.4 cm

**THICKNESS**  
0.8 cm

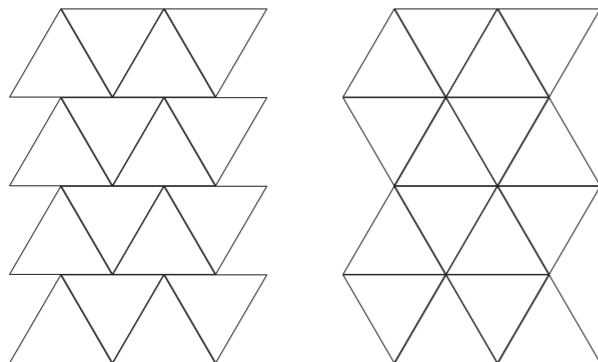
**MOQ**  
5 sqm

**PIECES PER SQM**  
211

\*dimensions may vary  
\*the color of the piece is Azure



LAYING SCHEMES



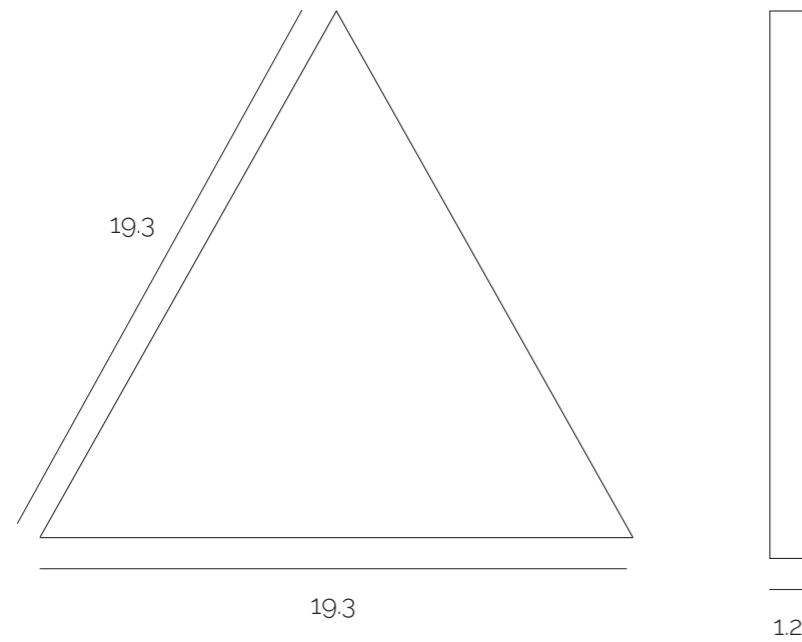
**DIMENSIONS**  
16.3 x 16.3 cm

**THICKNESS**  
1.1 cm

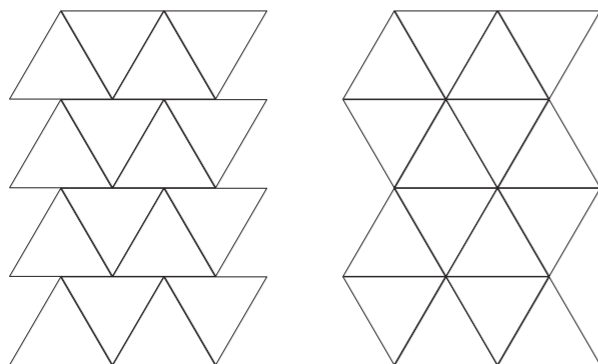
**MOQ**  
5 sqm

**PIECES PER SQM**  
145

\*dimensions may vary  
\*the color of the piece is Coffee



LAYING SCHEMES



**DIMENSIONS**  
19.3 x 19.3 cm

**THICKNESS**  
1.2 cm

**MOQ**  
5 sqm

**PIECES PER SQM**  
55

\*dimensions may vary  
\*the color of the piece is Onyx

## GLAZES

We have 48 COLORS, but we would love to be part of your projects, so if you can't find what you're looking for, send us the related PANTONE, NCS or RAL code.

\*Colors may vary depending on the model (especially with relief)  
\*Colors may vary because they are photos



MILK



LINEN



PEARL



LAVA



BLUSH



BUBBLEGUM



FOG



GLACIER



VANILLA



FLAMINGO



BALLET



CANDY



SAND



MOSTARD



GOLD



ORCHID




FUCHSIA



BURGUNDY



TANGERINE



ORANGE



PUMPKIN



BERRY



WINE



SCARLET



MARRON



COFFEE



MOCHA



ICED



CLOUD



CELESTE



TAUPE



CARMEL



EARTHY



AQUA



AZURE



COBALT



HONEY



GRASS



MOSS



ASH



GRAPHITE



IRON



MELON



OLIVE



EMERALD



METAL

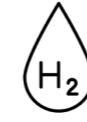


RAVEN



ONYX

## SUSTAINABILITY



### RAIN WATER CAPTION SYSTEM

300 000 litres capacity. Self sufficient for 18 days without



### SOLAR PANNELS + GREEN ELECTRICITY FROM THE GRID



### VACCUM SYSTEM FOR SOLID PARTICLES

The system avoids releasing these particles into the air. Instead, they are colleted into big bags and reused in the glazing process again.

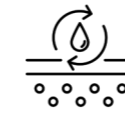


### HEAT RECOVERING SYSTEM FROM KILN TO DRYER



### NATURAL LIGHT

Creating a better working environment and reducing electricity consumption.



### WATER TREATMENT

All water used in our production is treated in our premises being reused afterwards.



### RAW MATERIAL SAVINGS

Vacuum pug mill implanted in machines. The dry clay and shavings that come out of the machines, which do not yet have a vacuum pug mill, are reintroduced into the production process.



### GLAZE REUSE

In the new production unit glazing machines have a suction system that allows the glaze to be reused.

Vacuum system collect the glaze, dry it and transform it into powder, which is later reinserted into the production process.



### WASTE SEPARATION

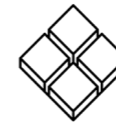
We separate the waste produced in our factory and send it to a team that manages it.

## INFORMATION



### BUDGET

We send your personalized quote with shipping costs.



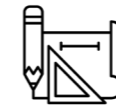
### SAMPLES

You can request a free sample of the model and color of your choice.



### FORMING THE ORDER

Formalization of the order and payment as agreed.



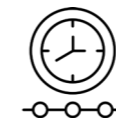
### PROJECT CUSTOMIZATION

Our team will be responsible for designing and producing your order.



### HANDMADE

It's handled, cared for and finished by real people.



### PRODUCTION TIME

Approximately 40-60 days from order confirmation.



### PACKING AND DELIVERY

Our tiles are packed one by one with eco-friendly packaging.

## APPLICATION

Tiles can be applied in walls, kitchen, bathroom, shower, swimming pools or facades.

Our tile is fired at high temperatures - more than 1.140 °C. A coloured, liquid glaze is applied to the surface of a stoneware piece. The glazing process defines the colour and surface texture and produces a hard, non-porous, impermeable tile with almost no water absorption.

Tiles shrink during the production process so you can expect some variation between tiles. Also the shade variation is inherent in all fired ceramic products and certain tiles can show variation within their shades.

We recommend to purchase a slightly larger number of tiles than needed to have backups if any of the tiles get damaged during installation.

Before applying the tiles, check that the support surface is level, consistent, dry and free from dust and grease. Use the appropriate epoxy for each type of product, taking into consideration the support surface, format and intended use. The joints between the tiles, play an important role, both technically and aesthetically. Proper substrate preparation and the right choice of adhesives and grouts for the specific project conditions are critical for achieving a long-lasting installation.

## MAINTENANCE

To avoid scratches or irreversible damage it is important to handle carefully. For cleaning and maintenance we advise against the use of abrasive tools or cleaning products that can scratch or damage the surface of tiles. For everyday cleaning, simply use a pH-balanced natural cleaner diluted in warm water. To clean stubborn spots or grout joins use a stiff natural bristle brush. In cooking areas oil splatters should be cleaned as soon as possible as oil may darken some tiles.

We create  
PERFECTLY  
IMPERFECT  
tiles



CONTACT US:

Email [hello@barrofcina.com](mailto:hello@barrofcina.com)  
Website [barrofcina.com](http://barrofcina.com)

